



Electrolux

Modular Cooking Range Line 700XP 2-Burner Gas Boiling Top

ITEM # _____

MODEL # _____

NAME # _____

SIS # _____

AIA # _____



Modular Cooking Range Line

700XP 2-Burner Gas Boiling Top

371000 (E7GCGD2C00)

2-burner (5,5 kW each) gas
boiling top

Short Form Specification

Item No. _____

To be installed on open base installations, bridging supports or cantilever systems. High efficiency flower flame burners with flame regulator and protected pilot light. Flame failure device as standard on burners to protect against accidental extinguishing. Exterior panels in stainless steel with Scotch Brite finish. Pan supports in heavy duty cast iron. One piece pressed work top in 1.5 mm thick stainless steel. Right-angled side edges to allow flush-fitting junction between units.

Main Features

- Unit to be mounted on open base cupboards, bridging supports or cantilever systems.
- The two 5.5 kW high efficiency flower flame burners allow the flame to adapt to different size pans.
- Gas appliance supplied for use with natural or LPG gas, conversion jets supplied as standard.
- Large sized pan support in cast iron (stainless steel as option) with long center fins to allow the use of the largest down to the smallest pans.
- Pan supports in cast iron are washable in a dishwasher.
- Burners to feature flame regulator.
- Flame failure device on each burner protects against gas leakage when accidental extinguishing of the flame occurs.
- Protected pilot light.
- IPX 4 water protection.

Construction

- All exterior panels in Stainless Steel with Scotch Brite finishing.
- One piece pressed 1.5 mm work top in Stainless steel.
- Model has right-angled side edges to allow flush fitting joints between units, eliminating gaps and possible dirt traps.

Optional Accessories

- Draught diverter PNC 206126 ☐
- Matching ring for flue condenser PNC 206127 ☐
- 4 wheels, 2 swivelling with brake (700/900XP). It is mandatory to install with base supports for feet/wheels. PNC 206135 ☐
- Support for bridge type system, 800mm PNC 206137 ☐
- Support for bridge type system, 1000mm PNC 206138 ☐
- Support for bridge type system, 1200mm PNC 206139 ☐
- Support for bridge type system, 1400mm PNC 206140 ☐
- Support for bridge type system, 1600mm PNC 206141 ☐
- Support for bridge type system, 400mm PNC 206154 ☐
- Single burner smooth plate for direct cooking - fits frontal burners only PNC 206260 ☐

APPROVAL: _____

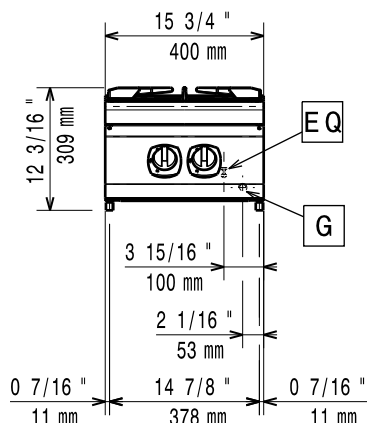


Electrolux

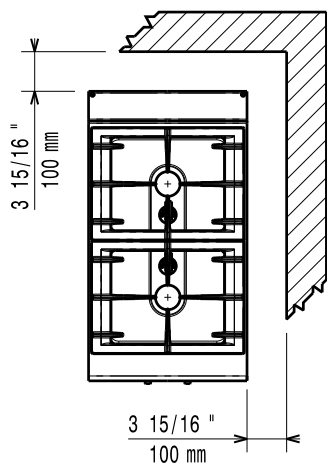
Modular Cooking Range Line
700XP 2-Burner Gas Boiling Top

- Single burner ribbed plate for direct cooking- fits frontal burners only PNC 206261
☐
- Single burner radiant plate for pan support PNC 206264
☐
- Water coulumn with swivel arm (water column extension not included) PNC 206289
☐
- Water column extension for 700 line PNC 206291
☐
- Stainless steel double grid for 2 burners PNC 206297
☐
- Chimney upstand, 400mm PNC 206303
☐
- Right and left side handrails PNC 206307
☐
- Flue condenser for 1/2 module, 120 mm diameter PNC 206310
☐
- Wok pan support for open burners (700/900) PNC 206363
☐
- Base support for feet or wheels - 400mm (700/900XP) PNC 206366
☐
- Base support for feet or wheels - 800mm (700/900) PNC 206367
☐
- Rear paneling - 600mm (700/900XP) PNC 206373
☐
- Rear paneling - 800mm (700/900) PNC 206374
☐
- Rear paneling - 1000mm (700/900) PNC 206375
☐
- Rear paneling - 1200mm (700/900) PNC 206376
☐
- KIT TOWN GAS NOZZLES (G150)- COOKERS 700 PNC 206387
☐
- Frontal handrail 400mm PNC 216046
☐
- Frontal handrail 800mm PNC 216047
☐
- Frontal handrail 1200mm PNC 216049
☐
- Frontal handrail 1600mm PNC 216050
☐
- Large handrail - portioning shelf, 400mm PNC 216185
☐
- Large handrail - portioning shelf, 800mm PNC 216186
☐
- 2 side covering panels for top appliances PNC 216277
☐
- Double burner smooth plate for direct cooking PNC 921684
☐
- Double burner ribbed plate for direct cooking PNC 921685
☐
- Pressure regulator for gas units PNC 927225
☐

Front

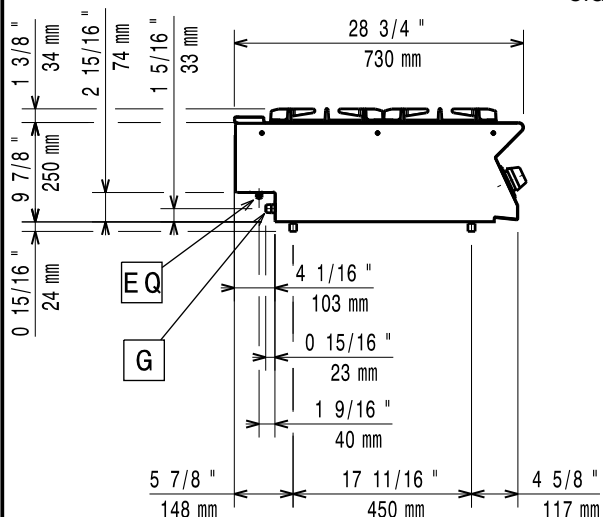


Top



G = Gas connection

Side



Gas

Gas Power:

371000 (E7GCGD2C00)

37499 Btu/hr (11 kW)

Standard gas delivery:

Natural Gas

Gas Type Option:

LPG; Natural Gas; Town

Gas Inlet:

1/2"

Key Information

Front Burners Power

5.5 - kW

Back Burners Power

5.5 - 0 kW

Back Burners Dimension - mm

Ø 60

Front Burners Dimension - mm

Ø 60

Net weight:

20 kg

Shipping weight:

27 kg

Shipping height:

540 mm

Shipping width:

460 mm

Shipping depth:

820 mm

Shipping volume:

0.2 m³

If appliance is set up or next to or against temperature sensitive furniture or similar, a safety gap of approximately 150 mm should be maintained or some form of heat insulation fitted.